



# TOURNIQUET CUFF SELECTION GUIDE

## CYLINDRICAL (Non-Tapered) ADULT LIMBS

Select a Standard Tourniquet Cuff and Matching Limb Protection Sleeve:



Select the shortest length of Standard Tourniquet Cuff that encircles the limb at the location and allows sufficient overlap to fully engage Velcro fasteners



### Standard Cuffs

- 18"  24"   
30"  34"   
42"  XL

### Dual Bladder Arm

- 18"  24"

### Matching Limb Protection Sleeves

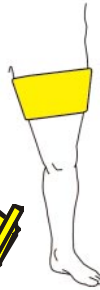

## TAPERED (Conical) ADULT ARMS & THIGHS

Select a Contour Arm or Contour Thigh Tourniquet Cuff and Matching Limb Protection Sleeve:



Contour Cuff shape and pivoting Velcro fasteners can be used to adjust Cuff shape to closely match the shape of most adult tapered (conical) limbs

Extra Velcro patch on cuff can be used to help with snug Cuff application



### Delfi Contour Cuffs

- Adult Arm   
Adult Thigh   
Dual Bladder Arm   
(IVRA - Bier Block)

### Matching Limb Protection Sleeves

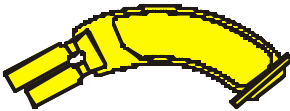
## TAPERED (Conical) ADULT LOWER LEGS

Select a Contour Lower Leg Tourniquet Cuff and Matching Limb Protection Sleeve:



Contour Lower Leg Cuff conforms to a wide range of lower leg shapes and tapers

Pivoting fasteners allow a snug fit along both proximal and distal edges



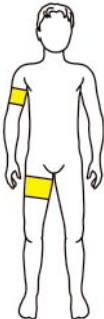
### Delfi Lower Leg Cuffs

- Adult Lower Leg

### Matching Limb Protection Sleeves

## SMALL ADULT AND PEDIATRIC LIMBS

Select a Small Adult or Pediatric Tourniquet Cuff and Matching Limb Protection Sleeve:



Select Cuff having most appropriate width (see other side)

Maximum surgical exposure, snug application and low tourniquet pressure are facilitated by unique P-Shape Cuff design and material



### Delfi Small Adult Cuffs

- 3.50" Small Adult   
3.00" Extra Small

### Delfi Pediatric Cuffs

- 1.50" wide   
2.25" wide   
3.00" wide   
3.50" wide

### Matching Limb Protection Sleeves